
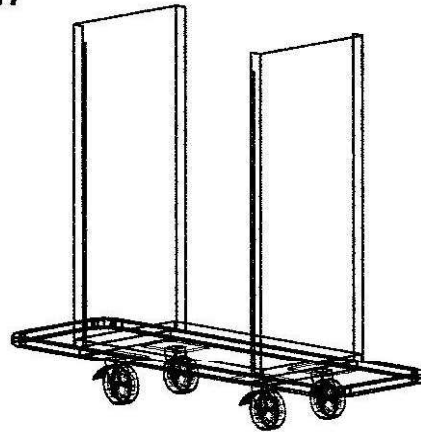


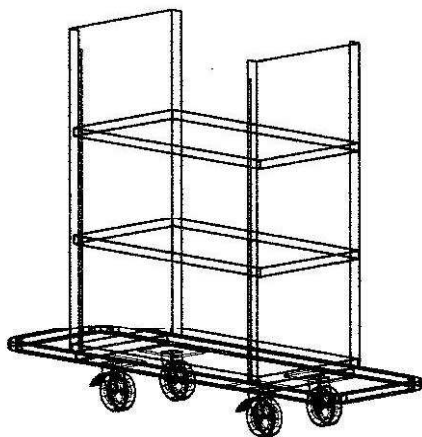
**Installation Instructions
Room Service Trolley
Model AF 258
Order no. 399-1017**



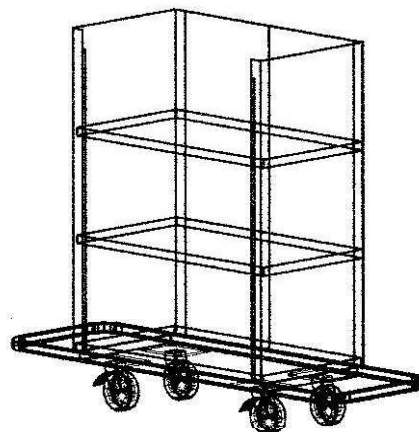
1. Wheels are installed on bottom plate with screws.



2. Left/right side boards are fixed on 2 sides of the bottom plate with screws.



3. Upper/lower shelves are fixed between Left/right side boards with screws.



4. Back plate is fixed between the bottom plate and shelves with screws.



5. Upper tray is mounted on top of the side boards and back plate.



6. 2 handrails and upper tray are fixed on the side boards with screws.